

OHIO SCIENTIFIC TECH NEWSLETTER #8

JUNE 13, 1979

CORRECTION TO MULTI-FILE MULTI FORMAT  
REPORT WRITER ON DBM SYS NUCLEUS

THIS CORRECTS A SYNTAX ERROR IN THE PROGRAM. THE FOLLOWING STEPS WILL CORRECT THE PROBLEM:

1) LOAD "MFMFRP" OFF OF THE DBMSYS NUCLEUS

2) CHANGE LINE 54020 FROM:

54020 D=PEEK (9832):IF D > 127 THEN D=D-128 PRINT4

TO:

54020 D=PEEK (9832):IF D > 127 THEN D=D-128 + 4

3) SAVE THE PROGRAM BACK TO DISC i.e.

SAVE "MFMFRP", "PASS" < CR >

FIX FOR "SLOW" REAL TIME CLOCK UNDER OS-65D V3.1

THIS FIX CORRECTS THE PROBLEM OF THE REAL TIME CLOCK RUNNING SLOW WHEN A LOT OF AC REMOTE CONTROL IS BEING EXECUTED. THERE ARE THREE DIFFERENT POKES. THE POKES ARE FOR PROGRAMS SET UP FOR AC REMOTE CONTROL ONLY. THE FIRST IS FOR AC REMOTE CONTROL PROGRAMS WITH NO DISC BUFFERS. THE SECOND IS FOR AC REMOTE CONTROL PROGRAMS WITH ONE DISC BUFFER AND THE THRID IS FOR AC REMOTE CONTROL PROGRAMS WITH TWO DISC BUFFERS.

PROCEDURE:

- 1) LOAD PROGRAM CONTAINING AC REMOTE CONTROL CODE.
- 2) IN THE IMMEDIATE MODE TYPE IN THE CORRECT POKE.
  - A) AC CONTROL WITH ZERO BUFFERS TYPE:  
POKE 13053,32:POKE 13054,30:POKE 13055,50 <CR >
  - B) AC CONTROL WITH ONE BUFFER TYPE:  
POKE 15101,32:POKE 15102,30:POKE 15103,50 <CR >
  - C) AC CONTROL WITH TWO BUFFERS TYPE:  
POKE 17149,32:POKE 17150,30:POKE 17151,50 <CR >
- 3) NOW DISK! "PUT THE PROGRAM BACK TO THE DISC, I.E. SAVE THE PROGRAM BACK TO DISC.

December 18, 1978

## System Memory Map

### C2-C3

#### C3 Systems

0-BFFF RAM

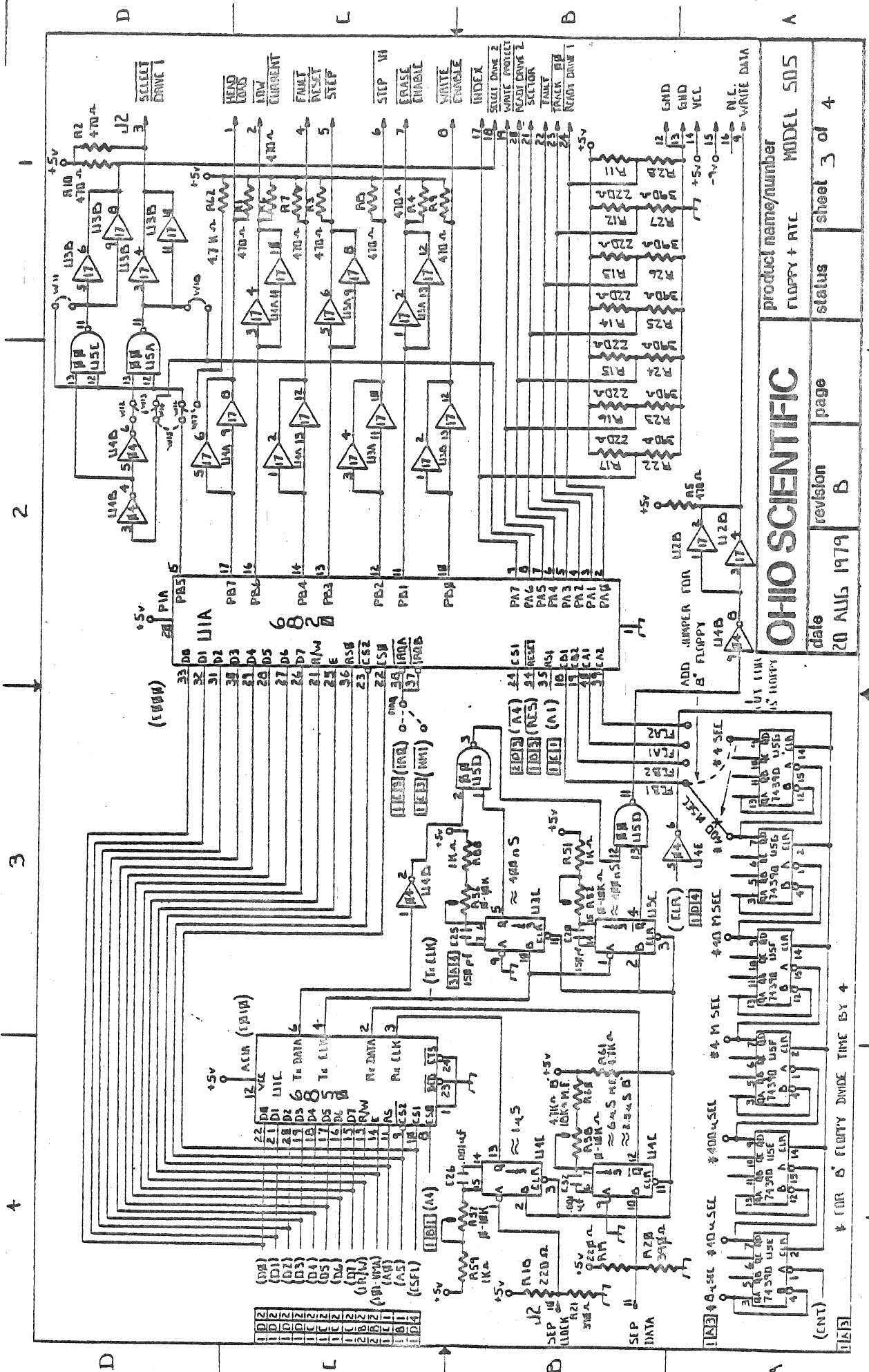
C000 - C0FF 470/505 Floppy controller  
C100 - C1FF Reserved for another floppy controller  
C200 - C2FF Hard disk  
C300 - C3FF Reserved for another hard disk  
C400 - C4FF Diablo parallel?  
C500  
C600  
C700 - C7FF 96 line parallel (with mods)  
C800  
C900  
CA00  
CB00  
CC00 - CCFF Level 3 Network (550)  
CD00 - CDFF Voice I/O 565  
CE00 - CEFF Level 3 Local (550)  
CF00 - CFFF Level 1 550 board  
D000 - DFFF CP/M work space  
E000 - EFFF Hard disk buffer  
  
F000  
F100  
F200 - F2FF 510 scratchpad RAM  
F300  
F400 - F4FF Centronics parallel printer  
F500  
F600  
F700 - F7FF 510 PIA  
F800  
F900  
FA00  
FB00 - FBFF 430 I/O  
FC00 - CFFF Console ACIA  
FD00 - DFFF Hard Disk bootstrap  
FE00 - FEFF 65A monitor  
FF00 - FFFF Floppy disk bootstrap

#### C2 Systems

0-1FF PZ and stack  
200-2FF scratch  
300-9FFF RAM  
A000-BFFF BASIC-in-ROM

D000 - DFFF 540 video  
E000 - E7FF 540 color

Port 1 ACIA  
Polled keyboard  
65V monitor  
BASIC support



**OHIO SCIENTIFIC**

product name/number  
 floppy + RTC MODEL 505

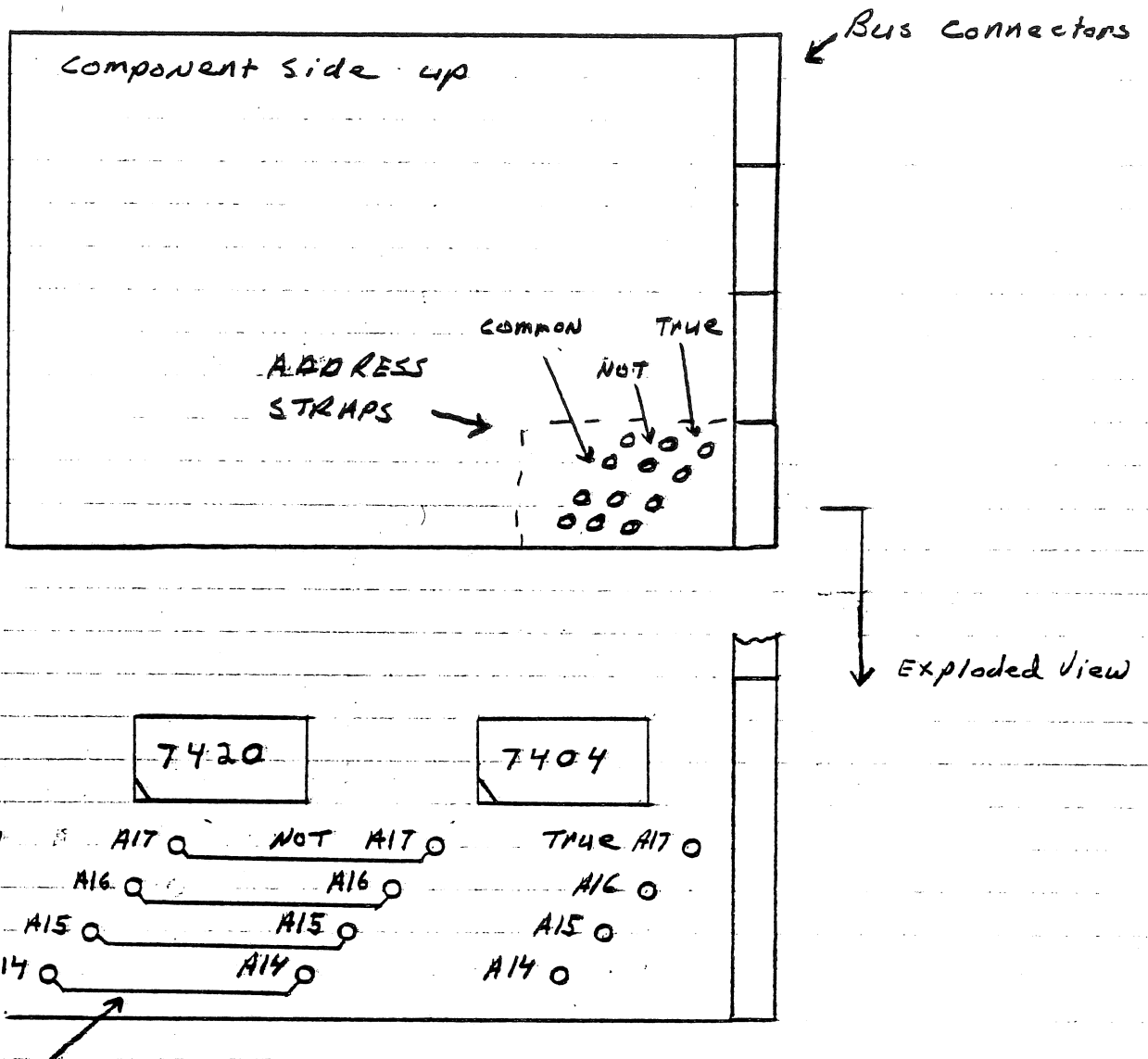
date	revision	page	status
20 AUG 1979	B		sheet 3 of 4

4 3 2 1

D C B A

(CONT) # FOR FLOPPY DIVIDE TIME BY 4

# CM-3 / 520 ADDRESSING

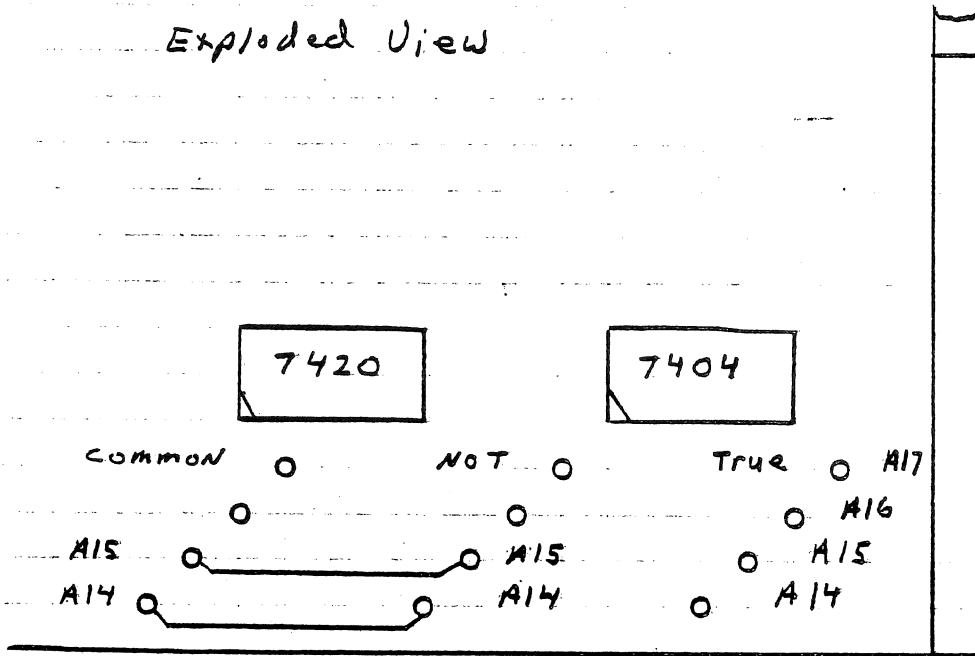


STANDARD BOARD STRAPPED IN Foil FOR THE FIRST 16 K SLOT.

NOTE: A17 and A16 used in LEVEL III systems only

# STRAPPING FOR 1st 16K slot

Exploded View



x = dont care

A17     x

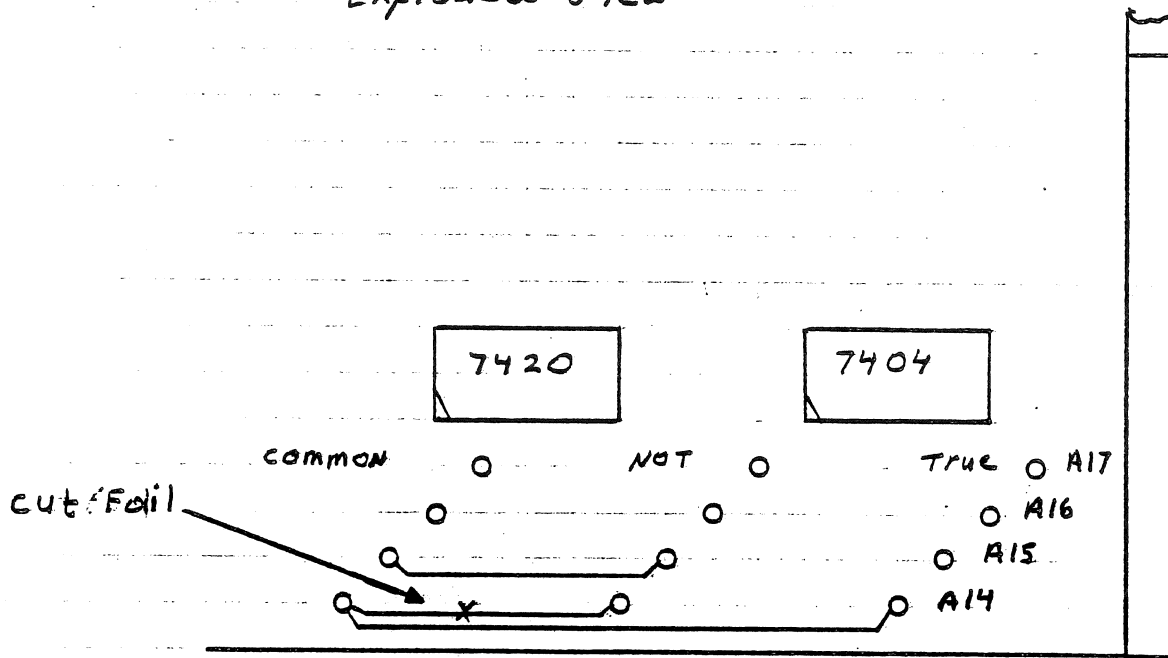
A16     x

A15 common TO A15 NOT

A14 common TO A14 NOT

# STRAPPING FOR 2nd 16K 510T

Exploded View



X = don't care

A17 - X

A16 - X

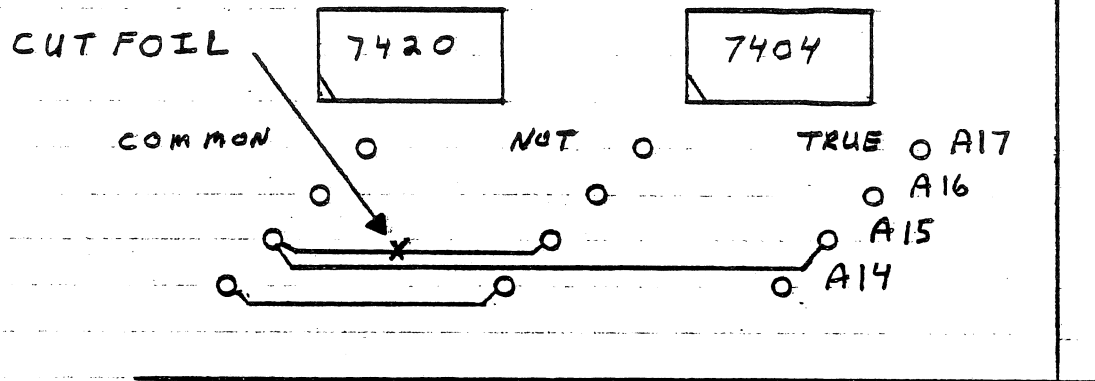
A15 common to A15 NOT

A14 common to A14 TRUE



# STRAPPING FOR 3rd 16K slot

EXPLODED VIEW



X = don't care

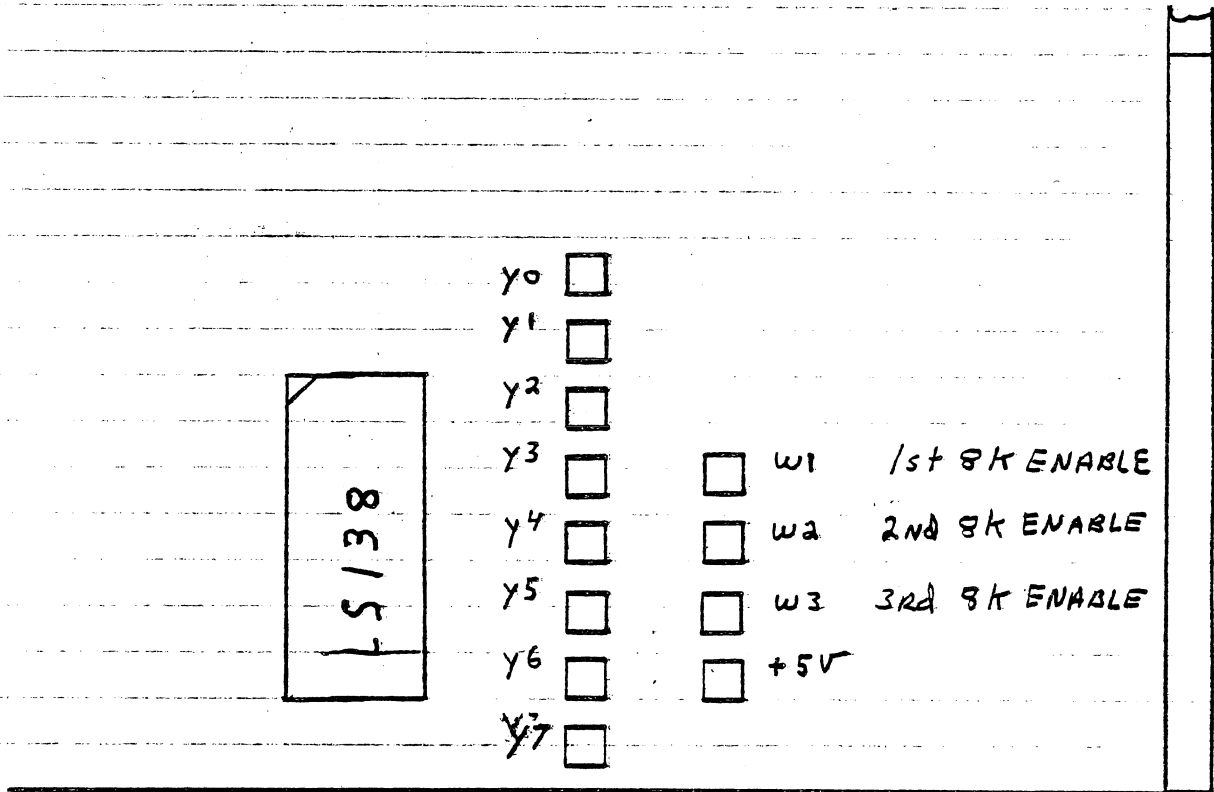
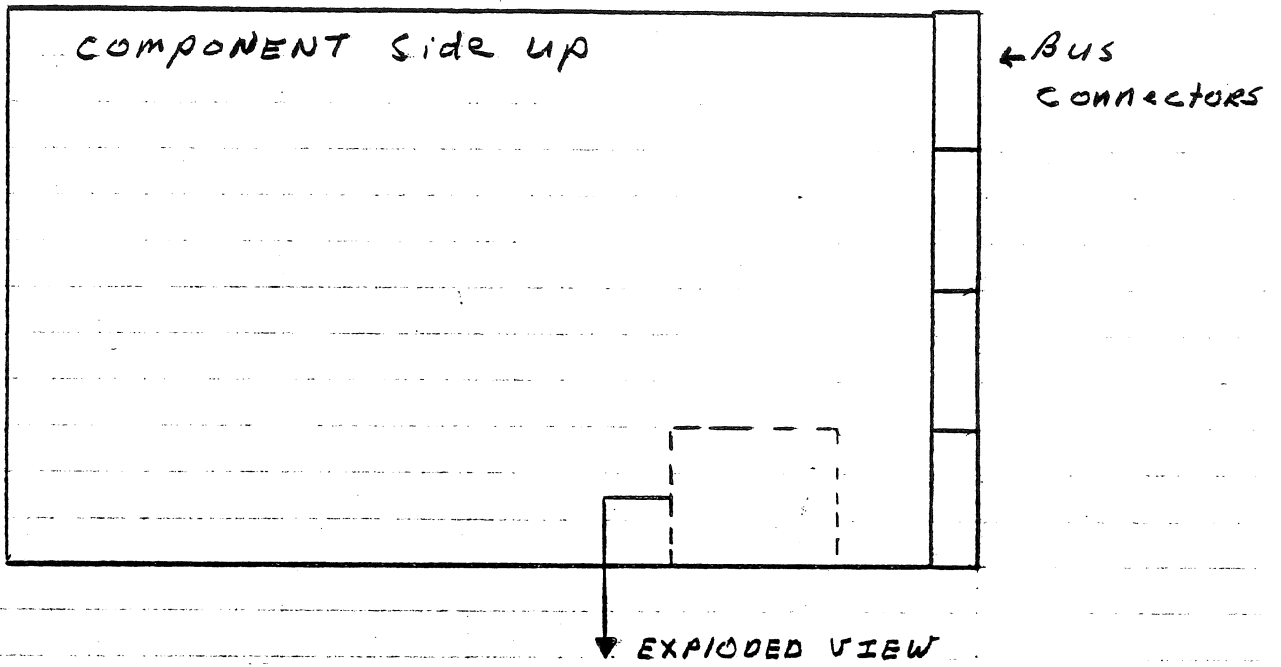
A17 - X

A16 - X

A15 common to A15 TRUE

A14 common to A14 NOT

CM-7 / CM-8 / CM-9 / 527 ADDRESSING



# STRAPPINGS FOR 527 (CM-7)

NOTE: THE 527 MAYBE POPULATED AS AN 8K, 16K, OR 24K RAM BOARD.

# STRAPPINGS FOR 8K 527 BOARD (CM-7)

# INDICATES JUMPER BETWEEN ROW and COL. FOR 1st 8k slot, 2nd 8k slot, etc.  
 X INDICATES DON'T CARE

		W1	W2	W3
\$0000	Y0	1	X	X
\$2000	Y1	2	X	X
\$4000	Y2	3	X	X
\$6000	Y3	4	X	X
\$8000	Y4	5	X	X
\$A000	Y5	6	X	X
\$C000	Y6	7	X	X
\$E000	Y7	8	X	X

e.g. TO JUMPER FOR 2nd 8k slot.

JUMPER W1 TO Y1  
 W2 - DON'T CARE  
 W3 - DON'T CARE

# STRAPPING FOR 16K 527 (CM-8)

# INDICATES JUMPER BETWEEN ROW AND COL. FOR 1ST 16K SLOT 2ND 16K SLOT, ETC.

X - INDICATES DON'T CARE

		w1	w2	w3
\$0000	y0	1		X
\$2000	y1		1	X
\$4000	y2	2		X
\$6000	y3		2	X
\$8000	y4	3		X
\$A000	y5		3	X
\$C000	y6			X
\$E000	y7			X

# STRAPPING FOR 24K 527 (CM-9)

# INDICATES Jumper between Row & Col. For 1st 24K slot, OR 2ND 24K slot.

		w1	w2	w3
\$0000	y0	1		
\$2000	y1		1	
\$4000	y2			1
\$6000	y3	2		
\$8000	y4		2	
\$A000	y5			2
\$C000	y6			
\$E000	y7			

## Sales Notes

All brown case C2-8P or C2-8P DF systems produced after 5/29/79 will incorporate the 542 sound keyboard. Blue case models will not.

CD-2P's and C3-S1's will be in brown cases probably after 5/29/79.

Most of the sales staff, including Rick Whitesel, will be unavailable during C.E.S. and N.C.C. (5/31/79 - 6/10/79).

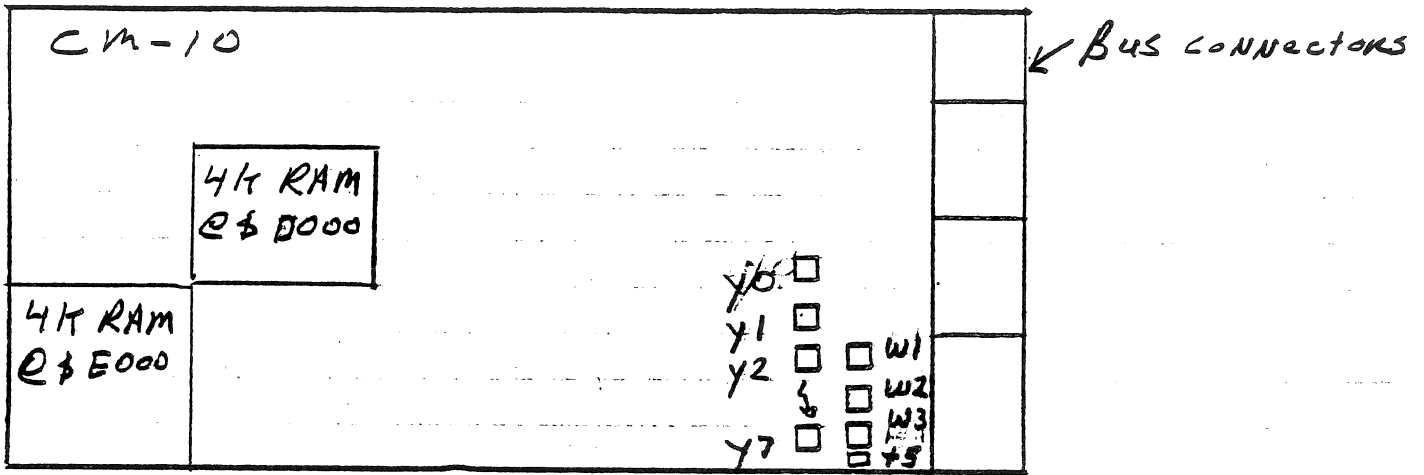
Possible future models will be shown at C.E.S. and N.C.C. by OHIO SCIENTIFIC, stop in and take a look around.

Dealers purchasing their first CD-23 or CD-74 hard discs are required to come to the factory for hard disc training. The training takes about two hours.

Please do not tell customers to call the factory direct. It is company policy for us to not accept the phone call. If the customer needs information, please contact us. We will do our best to help you--our working together will keep the customer happy.

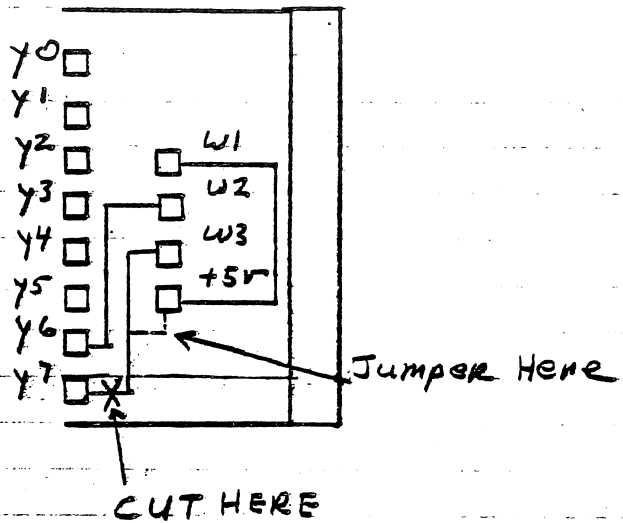
Many, many people are running into problems with CD-23 or CD-74 add ons to systems previously running OS-CP/M. The problem they are encountering involves the 525 dualport RAM board and the CM-10 boards. The CM-10 board contains 8K of RAM addressed from \$D000 to \$EFFF. The 525 board contains 4K of RAM from \$E000 to \$EFFF. Therefore, if one adds a hard disc to a system with a CM-10 board, there will be two sections of memory addressed for \$E000 to \$EFFF. One may still run OS-CP/M by either replacing the CM-10 board with a 420 board addressed for \$D000, or one may cut the CM-10 board as shown below. In either case, the 525 board will be used as the second 4K for use with CP/M.

Component side up



Exploded View

- 1) Cut and jumper as shown
- 2) Remove 8 2114 RAM CHIPS FROM 4K RAM @ \$E000 as shown above. Use these as spares.



420 BOARD ADDRESSING for \$D000 component side up



- JUMPER
- A12 COMMON TO A12 TRUE
  - A13 COMMON TO A13 NOT
  - A14 COMMON TO A14 TRUE
  - A15 COMMON TO A15 TRUE

